



Cable Release

Toowoomba Photographic Society

October 2020

Calendar

The Toowoomba Photographic Society meets at De Molay House, 90 Margaret Street, Toowoomba (Opposite Queens Park, next to Park House Cafe.)

Competition Night – De Molay House 2nd Tuesday – 7:00pm

Skills Night – De Molay House 4th Tuesday – 7:00pm

Micro Skills Nights – Jilly's Café 1st & 3rd Tuesdays – 6:00pm
181 Margaret St, Toowoomba

Correspondence:
PO Box 339
Toowoomba QLD 4350

President: Tryg Helander
Ph 0411 259 980
tpsresident@hotmail.com.au

Secretary: Jenny Graff
tpssec@hotmail.com.au

Newsletter:
Roberta Edwards
tpsnewsletter@hotmail.com.au


Member Representative
Roberta Edwards
Roberta267@gmail.com

October – 2020	
Club Night	13 th October 7pm – 9.30pm November entries due by midnight 13th October "Conceptual"
Field Day	17 th Spring Garden and modelling field day \$25pp 24 th Macro – Laurel Bank Park 3:00pm
Other Events	Micro Skills Night, 6 th – Wedding Photography 20 th – Macro/Close up
Skills Night	27 th October Photography Touch up techniques in Lt Room
Image Challenge	Social Documentary

November – 2020	
Club Night	10 th November 7pm – 9.30pm December entries due by midnight 10th November "End of Year Competition"
Field Day	14 th Nov – Breakfast at Floating Café followed by a walk through Helidon
Other Events	Micro Skills Night, 3 rd – Presentation by Geoff Adams "Truth in Photography"
Skills Night	23 th November Via Zoom
Image Challenge	At Play

This is YOUR Newsletter
If you have something interesting to share in the newsletter, please email to:
tpsnewsletter@hotmail.com.au

Alice Black Award – September



Changing Skyline

Graham Burstow

November 2020 Competition: "Conceptual" (Due 11:59pm 13th October)

TPS Guidelines: "Conceptual photography illustrates an idea. The subject of conceptual photography is often staged to represent an idea. The 'concept' is both 'preconceived' and, if successful, understandable in the completed image. It is most often seen in advertising where the picture may reiterate a headline or catchphrase that accompanies it."

October Field Day

17th October – next field day – will be the 'Spring garden and modelling' workshop at Geoff Adams' place that unfortunately had to be cancelled last time – with models and different stations. Number of attendees will be capped at 30.

We will have several models and up to 5 stations or areas in different locations and settings for you to use your imagination. Our models will show off their costume skills – you may find anyone from Alice under a Faraway Tree, to a girl hanging upside down in a hoop, to a lady taking tea. Locations include a courtyard with rustic furniture and rusting galvanised iron, a large tree with bench seat, a tree house (at ground level) and various garden settings.

This is an opportunity to use different lighting set-ups, fill-in flash, reflectors, and so on, and put your own interpretation on the various locations. At the end of the session, pizza will be served.

BYO drinks. ***Please let us know if you are staying for a meal for pizza ordering purposes.***

Payment of \$25 per head to Treasurer Val before the event is required. Payment ensures you have a place. Thank you to those who have paid previously. More details on the website.

24th October – As Covid19 restrictions are easing – there will be macro / close up photography at 3pm in Laurel Bank Park, to be run by Val Shields, Jo-Ann Aspromourgus and Jenny Graff.

14th November – breakfast at the Floating Café at 0700 – 0730 to be followed by a walk through the town of Helidon. There will be a set menu for breakfast with 2–3 options; cost of this will be advised closer to the date

December 2020 End of Year Competition: (Due 11:59pm 10th November)

Eligible entries: Any image (including those entered in Monthly Club Competitions for the current competition year) is eligible to be entered.

Non-Eligible entries: Images previously entered in End of Year Competitions are *not* eligible to be entered.

Up to six Images (prints and projected images in either colour or monochrome) can be entered into the appropriate grades for the club:

B Grade

A Grade

Salon Grade

What is macro photography?

Exert from: <https://www.adobe.com/au/creativecloud/photography/discover/macro-photography.html>

Macro photography is all about showcasing a subject larger than it is in real life — an extreme close-up of something small. A full-frame insect in a five-by-seven-inch photo and a four-inch product shot of a cornflake go well above life-size: both are examples of macro photography. (And while this premise would apply to photos taken through a microscope, that goes beyond the realm of macro into photomicrography or photos of the microscopic.)

In macro photography, the world you know is gone and a new one emerges.

“A really great place to start is to work your way through the refrigerator,” Photographer Ben Long suggests. “Berries are fascinating when you get in really close. There are really cool textures — they’ve got hair on them. I shot a cornflake at some ridiculous level of magnification and it looked like either a really gross piece of meat or the surface of Mars.”

As with all photography, exploration is what fuels your ability to understand what you are looking for in your photos. The more you delve into this new, mysterious world, the more you’ll know what you want to document.


<https://www.exposureguide.com/macro-photography-tutorial/>

<https://www.adorama.com/alc/top-10-macro-photography-tips>

<https://digital-photography-school.com/macro-photography-for-beginners-part-1/>



Follow the Lights Tryg Helander



911 Memorial NYC
Evan Williams



Old Cork Station on the
Diamantina Geoff Adams



Craig's Hut Rainbow

Peter Granfield



Bridge with a Difference

John Stewart



Into the Vortex

Travis Lord



After the Earthquake

Evan Williams




Past Its Use By Date

Roberta Edwards




Eyes to the Future

Peter McAuliffe



Angles Lines and Light

Jo Christensen



Sunset at the Beach

Dennis Dowling